

© DISNEY

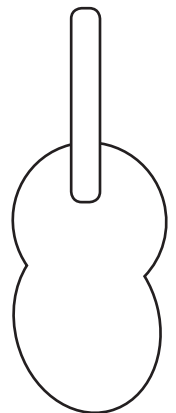



Figure 1

Instructions

1. Print the figure out on cardstock.
2. Color the character, and cut around the heavy outside line.
3. Attach a craft stick to the back with the stick pointing up like figure 1.



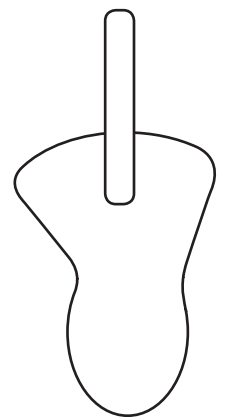






Figure 2

Instructions

1. Print the figure out on cardstock.
2. Color the character, and cut around the heavy outside line.
3. Attach a craft stick to the back with the stick pointing up like figure 2.





© DISNEY

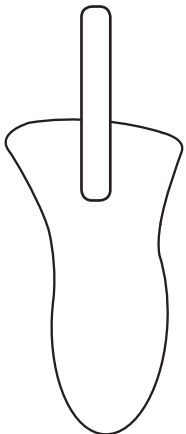


Figure 3

Instructions

- 1. Print the figure out on cardstock.
- 2. Color the character, and cut around the heavy outside line.
- 3. Attach a craft stick to the back with the stick pointing up like figure 3.