



# my Disney Cruise Adventure





\_\_\_\_\_ 's

(first name)

# Cruise Adventure

This book is where I can learn about what I might see and do on my Disney cruise. I can also use it to write and keep my special memories.

**We will be sailing on the:**

Disney  
**MAGIC**

Disney  
**WONDER**

Disney  
**DREAM**

Disney  
**FANTASY**


Disney  
**WISH**

**Coming along with me will be** \_\_\_\_\_.

**Our cruise will be sailing to** \_\_\_\_\_.

**We will be sailing for** \_\_\_\_\_ **nights.**

**I can draw a picture  
of the cruise ship:**



# BEFORE We Sail

I will check with my family to see what I should pack.

**Some items I might bring with me are:**

---

---

---

---

---



**Don't forget  
to bring this book!**



Don't forget to bring a carry-on bag with everyone's passport/travel documentation, medicine, swimsuit, sunblock and any other essential items, as your bags might not arrive at your stateroom until later in the evening.



**Pack Your Sunglasses!**






# ON Our Way

The **ship** will be at a place called the **port**.  
The port is where ships come and go.

We're going to get to the port by traveling in a \_\_\_\_\_.



My family tells me it will take us \_\_\_\_\_ hours to get there.

We will begin our cruise at the port of: \_\_\_\_\_





# Terminal Time

Once we are at the port, we can go to the **terminal**. The terminal is a building where my family and I will get ready to get on the ship. Everyone else who will be on our cruise will come here, too.

When we arrive, we will be greeted by people called **porters**. They can put our luggage on the ship where it will be placed outside our **stateroom**. A stateroom is a cruise ship word for the room we will be staying in during our cruise.



## PARENT tip

In order to streamline the boarding process and select your Port Arrival Time, you can complete My Online Check-In by visiting [www.DisneyCruiseLine.com](http://www.DisneyCruiseLine.com), prior to sailing. If you arrive prior to your Port Arrival Time, you may be requested to wait to enter the cruise terminal until your scheduled time.



# Terminal Arrival

At the terminal, there is security, like at an airport. When it is our turn to go through security, our items will go through a machine that screens them. We will be screened, too. **Everyone sailing must go through security.**


**1. Place bag on belt**




**2. Empty pockets**



**3. Walk through scanner**



**4. Pick-up bag**



**We will do it each time we get on and off the ship.**



# WE'RE Checking In

In the terminal, we will check in and have our photo taken if we did not do My Online Check-In. I will be sure to give my best smile!

**Boarding** is when we get on the ship. We might have to wait for our scheduled time, so I will bring some fun activities, like the coloring pages in the back of this book, to pass the time.

**An announcement will be made when it is our time to board.** We can even have a group photo taken before we board the ship.

*The Key to the World* card will open our stateroom door and will be used each time I get off and on the ship. My *Key to the World* card will be waiting for me at my stateroom.



PARENT  
**tip**

In the terminal, you will receive your Oceaneer Band if you pre-registered for Youth Activities. If you did not pre-register, you can register onboard at Youth Activities.





# Welcome Aboard

As we board the ship, our family name or group name is announced.

**Crew Members**, the people who work on the ship, cheer to welcome us!

Our stateroom may not be ready just yet. This will be a great time to explore the ship and learn how to find our way around. Lots of other people will be exploring the ship as well.



Prior to sailing, be sure you download the *Disney Cruise Line Navigator* App. It will contain important information about operating hours for restaurants and other venues, along with a schedule of entertainment events.





# Settling In



Before long, it's time to go to our stateroom. It will be our "home away from home" during the cruise.



Every day, our **Stateroom Host or Hostess** will help to keep our stateroom clean and every night will help set up our stateroom for bedtime.

**Our Stateroom Host or Hostess is** \_\_\_\_\_ .

**He/She is from the country of** \_\_\_\_\_ .

**I've already made a new friend!**



# NEW PLACE, New Words

The ship has many floors, just like a tall building. But on a ship, the floors are called **decks**. Like a building, we can move up and down between decks using either the elevators or the stairs.

**Our ship has \_\_\_\_\_ decks.**

Here are more “ship terms” to know:


**Forward** – Front of the ship

**Aft** – Back of the ship

**Midship** – Middle of the ship

**Port** – Left side of the ship when facing forward

**Starboard** – Right side of the ship when facing forward



# NEW FACES, New Names

When we sail, we will see lots of Crew Members helping to make our trip extra special.



The **Captain** is in charge of the ship and leads all the Crew Members onboard.  
The Captain knows how to get to each place we are going to visit.

**The Captain's name on our ship is** \_\_\_\_\_.

The **Cruise Director** helps to manage all the fun activities on the ship.

**The Cruise Director's name on our ship is** \_\_\_\_\_.

**Some Crew Members on my cruise are:**




**Anyone with a Disney nametag is someone who can help me.**



# CLEAN ME, Clean World

On the ship, like at home, cleanliness is very important. I need to remember to wash my hands with soap and water. At the restaurants, there will be wipes I can use to clean my hands.

It is also important for me to help keep the ocean clean. **I shouldn't throw food or trash into the ocean or in sinks, tubs and toilets.** There are fish in the sea and trash could hurt them. Fish are friends.



# Toilet Talk



In addition to the private bathroom in our stateroom, there are public bathrooms throughout the ship.

Both the private bathrooms and the public bathrooms have toilets that are a little different from the ones we have at home.

To flush the toilet, I close the lid and then press a button instead of pushing down on a handle.

**The toilet uses a vacuum system that makes a loud whooshing noise.** I will remember nothing goes in the toilet that shouldn't be there.





# MANDATORY GUEST Safety Briefing

I will hear announcements about something called a **Mandatory Guest Safety Briefing**. The briefing is very important! There's even a program on our stateroom TV about it. The Mandatory Guest Safety Briefing is like a fire drill at school where we familiarize where to go when we hear the **Emergency Signal**.

**The Emergency Signal is seven short blasts followed by one long blast.** It is very loud to get everyone's attention.

When we hear the Emergency Signal, we will go to our **Assembly Station**. The Assembly Station is our assigned meeting location listed on our *Key to the World* card and on the back of our stateroom door.

**Our Assembly Station is:** \_\_\_\_\_



## PARENT tip

Be sure to bring everyone's *Key to the World* card to the Mandatory Guest Safety Briefing.



All activities on the ship will stop during the briefing, so I won't be missing out on anything.

**Everyone on the ship takes part in the Mandatory Guest Safety Briefing.** My family and I will check in at our Assembly Station.

There will be other families who share our Assembly Station. I will be patient and so I can hear the important information provided by the Crew.

By watching the program on the stateroom TV, I will learn how to put on a lifejacket. My lifejacket is in our stateroom, but I don't need to bring it to the briefing.

## How to put on a lifejacket:

**1. Grasp vest at head opening. Pull outward to expand opening.**



**2. Slip head through opening.**



**3. Pass strap around back and secure belt clip into buckle on right side.**



**4. Pull adjustment strap for snug fit.**



You do not need to wear or bring the lifejackets in your stateroom to the drill. If you need a different size lifejacket, please ask your Stateroom Host or Hostess.





# Sail Away

When the time comes to leave the port, **the ship announces its departure with a very loud blast from its horn.**

The horns are actually playing part of a song.

**The song is:** \_\_\_\_\_

When we are sailing, I may not see any land at all...only ocean in every direction.

The ship's Captain and Crew Members know exactly where we are and where we are going.

Sometimes I might see other ships, especially at night when their lights are shining and reflecting on the water.

Ships often travel along the same routes, like highways on the ocean.





# Meal TIME

There are lots of places to eat all over the ship. Many of the restaurants are open throughout the day.

Each night we are assigned to eat at one of the three main dining restaurants. We might change restaurants, but our servers will stay with us. They will get to know me and the things I like. Our servers will even have a special menu with fun activities just for me.



**Our restaurant on the first night of the cruise is:**

---

**Our servers are:**

**NAME:**

**HOME COUNTRY:**

---


---

---

**I've made more friends!**



**PARENT  
tip**

Look for the  Mickey Check on kid's menus. This is a quick and easy way for families to identify healthier food options. Please speak to your server if you have a special dietary request.





## PARENT tip

Some of our shows utilize a variety of special effects (including: flashing lights, loud noises, darkness, fog, confetti, lasers, strobe lights, etc.).

A great option to enjoy family friendly movies is during Family Movie Fun Time. The theatre will leave some lights on and turn the volume down as audience members are welcome to talk, leave their seats, move about and (most importantly) have fun!

# Theatres

My family might decide to visit the theatres on board.

WALT DISNEY THEATRE is used primarily for live performances, where the performers and sets are on a stage. BUENA VISTA THEATRE, WONDERLAND and NEVER LAND CINEMAS are used primarily as movie theatres.

Even though I'm with my family, I might sit by other families in the theatres. The theatres sometimes might be dark or loud.

Most live shows have singing and dancing. The audience might clap and laugh during the show.

When the show is over, everyone stands up to leave all at once. It's a time when I have to wait my turn.



# Youth Activities

The ship also has special places just for kids that I might visit. In the clubs, there is a lot to do. They have playgrounds, toys and games, dress-up opportunities, arts and crafts, and other cool activities.

**Youth Activities Counselors**, or Crew Members who work at the Youth Clubs, help with lots of fun activities and can assist me in the clubs.

**I can make new friends there and have lots of fun.**

**Some of my new friends' names are:** \_\_\_\_\_  
\_\_\_\_\_  
\_\_\_\_\_



## PARENT tip

Check your *Disney Cruise Line Navigator App* for Open House hours. This is when your entire family can join the fun and participate together in the clubs. During secured programming, children who meet the participation requirements will wear an Oceaneer Band.



# ON Deck

Activities on the upper decks are very popular. Lots of people will want to enjoy them. Some activities my family might want to do are:



## PARENT tip

Keep in mind that the U.S. Public Health Services rules state that all kids must be potty-trained to be in any of the pools. Diapers and swim diapers are not allowed in onboard pools. Swim diapers may be utilized in "Splash Zones" – toddler water play areas featuring interactive fountains.

- Watch a movie on FUNNEL VISION



- Enjoy the pool or other water activities



- Play on the sports deck



- Attend special deck parties



**I will remember that it is important to not throw anything overboard and help to keep the ocean clean.**



# VISITING a Port of Call

In a **port of call**, or a place we visit, we can leave the ship to explore! My family and I can do activities in port on our own. We might do activities, called **Port Adventures**, with a group of people.

When we leave, or disembark, the ship, we will have to scan our *Key to the World* cards with security. When we return to the ship, we will go through Security and our bags will get scanned.

**My top three favorite activities in port were:**

---

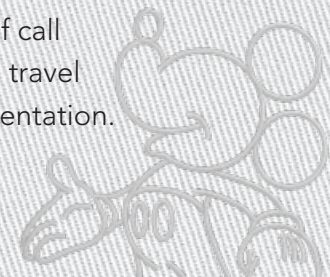
---

---

My family and I will remember to sanitize our hands.  
Good hygiene is very important everywhere.



When going ashore, everyone in your party will need to have their *Key to the World* card and, for adults 18 years and older, photo identification. Some ports of call require travel documentation.



# AT THE END of Our Cruise



Keep a day bag with essentials for the morning routine: clothes for debark day, passports/travel documentation, *Key to the World* cards and necessary medication.

Preparations for the end of the cruise start the night before we leave the ship. We will receive special tags to put on our bags to help us find them in the terminal.

My family and I can leave our luggage outside the door of our stateroom before going to bed. During the night, Crew Members will collect it and make sure it is unloaded at the terminal the next morning.

**I shouldn't pack my clothes or shoes that I'll wear the last day or anything else I'll need to have with me.**





The ship will be in port very early, so I will need to get up early, too. Breakfast will be available. Then, I will be ready to **disembark**.

**For my last breakfast on my cruise, I had \_\_\_\_\_.**

Other Guests who sailed on our cruise will also be leaving the ship. It will be very busy and we will have to wait.

Depending on where we are returning to we might be greeted by local authorities one last time.

I cannot wait to share my adventure with my friends at home and show them my Disney Cruise Adventure book.



If your family has questions about the debarkation process, please contact Guest Services onboard the ship or a Cast Member in the terminal for additional information.





# MY Favorites!

These are some of my favorite memories from our cruise.

**My favorite place on the Disney ship was:**

---

**My favorite towel animal on my cruise was:**

---

**My favorite food on my cruise was:**

---

**My favorite Disney Character that I saw was:**

---

**My favorite activity I did on my cruise was:**

---

**My favorite Crew Member I met was:**

---





# MY New Words

## Word Definition

**Aft:** Back of the ship

**Assembly Station:** A place to go when we hear the emergency signal

**Boarding:** When we get on the ship

**Captain:** Person in charge of the ship and leads the Crew Members working onboard

**Crew Members:** The people who work on the ship and help us

**Cruise Director:** Person in charge of the fun activities on the ship

**Decks:** Floors of the ship

**Disembark:** When we leave the ship

**Emergency Signal:** Seven short blasts followed by one long blast

**Forward:** Front of the ship

**Key to the World Card:** Opens our stateroom door and is needed each time we get on and off the ship

**Mandatory Guest Assembly Drill:** An important drill to learn what to do when we hear the Emergency Signal

**Midship:** Middle of the ship



# MY New Words

## Word Definition

**Port Adventures:** Activities we can do with a group of people in a port of call

**Port:** Where a ship comes and goes from

**Port (ship location):** Left side of the ship when we face forward

**Port of Call:** A place we visit

**Porters:** People who help to bring our luggage on and off the ship

**Ship:** A large boat that transports us

**Starboard:** Right side of the ship when we face forward


**Stateroom:** The room on the ship where we will stay

**Stateroom Host or Hostess:** Helps to keep the stateroom clean and setup our stateroom for bedtime


**Terminal:** A building where we board the ship

**Youth Activities Counselors:** Crew Members who help in youth clubs






# my Coloring Page



# my Coloring Page



**my** Autographs